


DANS LE CAS OÙ L'IDENTIFICATION D'UN HABITAT HUMIDE N'EST PAS CLAIREMENT ÉTABLIE PAR LA VÉGÉTATION OU PAR LE SOL :

- VÉRIFIER QUE LA MOITIÉ DES ESPÈCES FLORISTIQUES PRÉSENTES SONT DES ESPÈCES QUALIFIÉES D'HYGROPHILES PAR L'ARRÊTÉ ET, QU'ENSEMBLE, ELLES REPRÉSENTENT AU MOINS 50 % DU RECouvreMENT TOTAL.


### Estimation des recouvrements végétaux 1/2

(Prodon, 1976)




### Estimation des recouvrements végétaux 2/2


(Prodon, 1976)




Charts for Estimating Proportions  
of Mottles and Coarse Fragments




1%




5%




2%



7%




3%




10%


Charts for Estimating Percentage




15%



30%



20%



40%



25%



50%

(Each fourth of any one square has the same amount of black)